

Three Little Kittens Workbook



Coloring Book

Thank you for downloading this file!

I hope you enjoy using it. Please visit our website at HomeschoolLounge.com to see our other wonderful printables and lesson plans. Find more awesome printables at HomeSchoolLounge.com

~ Jackie Masek

TERMS OF USE

This file comes with a limited use license for the original download only.

Please respect the time and effort put into each project by not giving it away to others.

© Copyright Jacqueline Masek (HomeschoolLounge.com). All rights reserved.

This product is to be used by the original downloader only.

Copying for more than one teacher, classroom, department, school, or school system is prohibited.

This product may not be distributed or displayed digitally for public view.

Copying any part of this product and placing it on the internet in any form (even a personal/classroom website) is strictly forbidden. These items would be picked up in a Google search and we would be alerted to the misuse. Failure to comply is a copyright infringement and a violation of the Digital Millennium Copyright Act (DCMA).

Clipart and elements found in this PDF are copyrighted and cannot be extracted and used outside of this file without permission or license. Intended for classroom and personal use ONLY.

FOR PERSONAL USE – NOT FOR RESALE OR DISTRIBUTION

Fonts and Graphics by:

Grilled Cheese BTN © Font

Diner –

<https://www.fontdiner.com/>

Vectors and Images

originally created by Freepik

- www.freepik.com

"Three Little Kittens" Activities Plan



Subject: Language Arts

Ages: 4 to 6 years old

Goals:

- Recall a story using rhyming words
- All about cats and kittens

- Recognize the letters K and M
- The difference between big and small



VIDEOS



GAMES



BOOKS



ACTIVITIES

EXTRA ACTIVITIES

This certifies that

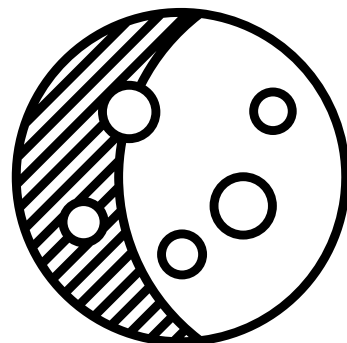




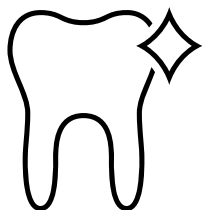







has completed this lesson on this date:



DIRECTIONS: Circle the objects that begin with the K sound.



DIRECTIONS: Circle the objects that begin with the M sound.



Handwriting Exercise: Children of kindergarten age are still learning how to form letters. This font allows them to form letters with the correction direction of the pencil, or crayon. This leads to them writing letters in a fluid motion as they practice each day.

K K K K K K K

k k k k k k k

M M M M M M

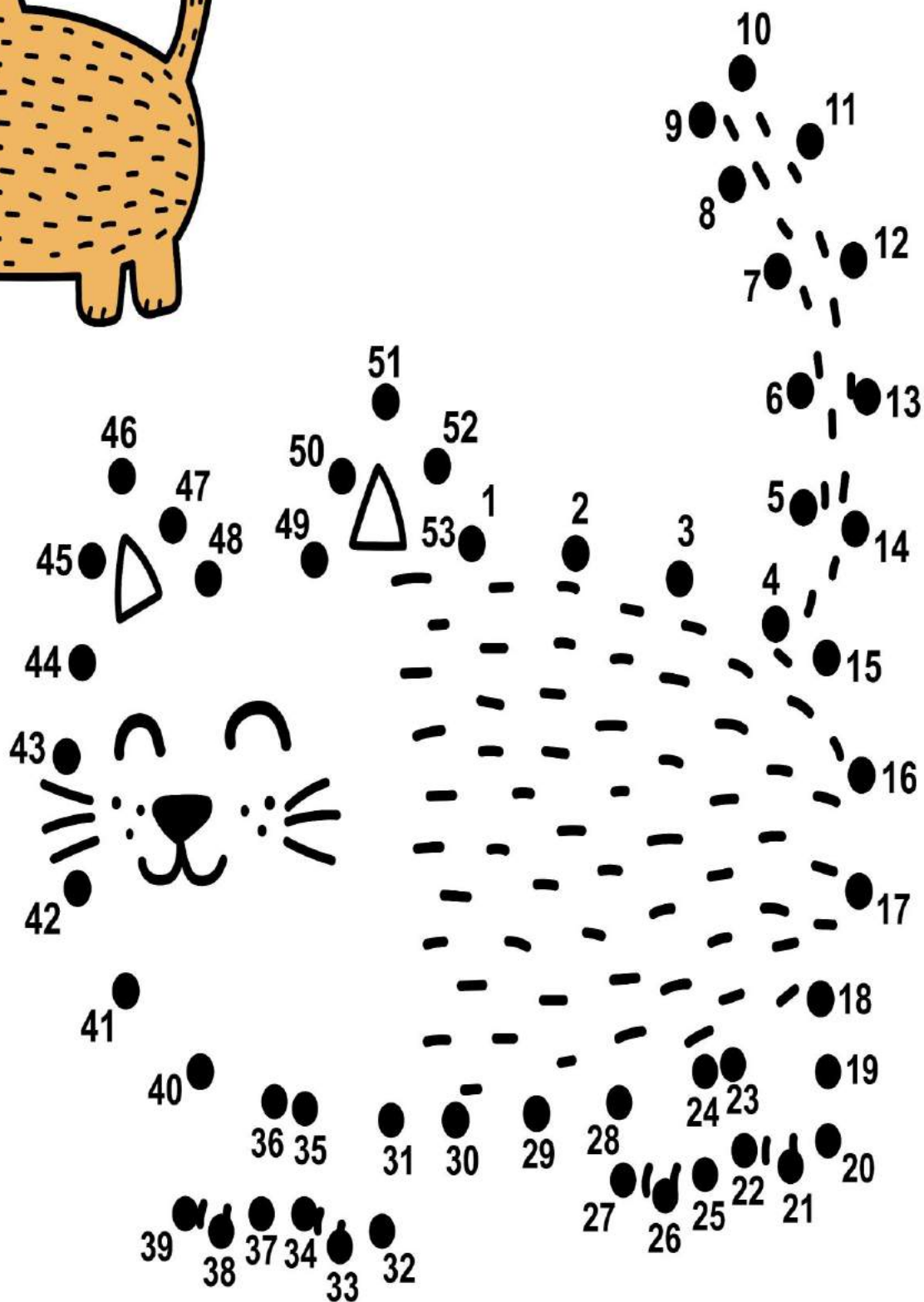

m m m m m

3 3 3 3 3 3 3



DIRECTIONS: Cut out the kittens. Then group them into sets of 3.




DIRECTIONS: Connect the dots. How high can you count?



INSTRUCTIONS: Print on cardstock. Cut along the dotted lines. Ask your child to put the story into the right sequence, beginning, middle, and end.





above

beside

in

in front
of

between

behind

on


near

under



Jointed Tiger Toy

Carbon or hectographed copies of the parts may be made on heavy gray or brown construction paper and given to pupils to outline, cut and join. Paint the tiger's eye yellow, his mouth red and his stripes black. Mount as shown, using small, round-headed paper fasteners.



A special gift for the moms!

